

Screw connection with clamping yoke technology (W-Series)

Feed-through terminal blocks

Universal range

A

WDK 1.5/R3.5

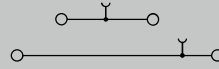
1.5 mm²

Double feed-through terminal



Width/Height/Depth	mm
max. current / max. cond. cross-section	A/mm ²
Max. clamping range	mm ²

3.5 x 46.5 x 37.5
16 / 1.5
0.13...1.5



Technical data

Rated data	
Rated voltage	V
Rated current	A
for wire cross-section	mm ²
Rated impulse withstand voltage / Pollution severity	
Gauge to IEC 60947-1 / UL 94 flammability rating	
Approvals	
Clamped conductors (H05V/H07V)	
Solid / Stranded	mm ²
Flexible / Flexible with ferrule	mm ²
Tightening torque (clamping screw for copper conductors)	-
Stripping length / Blade size	mm/-
2 conductors with same cross-section (H05V/H07V)	
Solid / Stranded	mm ²
Flexible / Flexible with ferrule	mm ²
Note	

IEC 60947-1			
Ex eb II C Gb II 2 G D			
IEC	UL	CSA	EN 60079-7
400	300	300	275
16	15	10	15
1.5	AWG 26...14	AWG 26...14	1.5 mm ²
4 kV / 3			
A1 / V-0			
KEMA99ATEX6545U			
Rated connection		Further connection	
0.5...1.5 / 1.5...1.5			
0.5...1.5 / 0.5...0.5			
/ (M 2)			
7 / 0.4 x 2.5 mm			
0.5...0.75			
0.5...0.75 / 0.5...0.5			
PZ 6/5 recommended as crimping tool for 1.5 mm ² with wire-end ferrule			

Ordering data

Version	
	dark beige
	Blue
	Orange
Note	

Type	Qty.	Order No.
WDK 1.5/R3.5	100	1753290000

Accessories

Plug-in cross-connection	
	2-pole
	10-pole
	2-pole
	10-pole
Screwable cross-connection	
	2-pole
	10-pole
End plate / Partition plate	
	dark beige
	Blue
	dark beige
End bracket	
	dark beige
Cover	
	With lightning flash symbol
	Blank, white
Marking tags	

Type	Qty.	Order No.
ZQV 1.5N/2	17.5 A 60	1985410000
ZQV 1.5N/10	17.5 A 20	1985580000
WAP WDK1.5/R3.5		
	20	1754200000
EW 15		
	50	0382860000
DEK 5/3.5 MC NE WS		
	500	1755270000
WS 8/3.5 MM WS		
	1000	2007140000
DEK 5/3.5 MM WS		
	1000	2007100000

For detailed information on other accessories and application in the online catalogue

Cross-connections, see section "W series accessories".

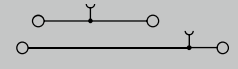
WDK 2.5

2.5 mm²

Screwable cross-connection



5.1 x 69.5 x
32 / 4
0.05...4



IEC 60947-1			
Ex eb II C Gb II 2 G D			
IEC	UL	CSA	EN 60079-7
400	300	300	275
24	20	10	21
2.5	AWG 22...12	AWG 26...12	4 mm ²
6 kV / 3			
A3 / V-0			
DEMKO15ATEX1346U			
Rated connection		Further connection	
0.5...4 / 1.5...4			
0.5...4 / 0.5...2.5			
/ (M 2.5)			
10 / 0.6 x 3.5 mm			
0.5...1.5			
0.5...1.5 / 0.5...1.5			
2.5 mm ² wires with wire ferrules including the plastic collar only clampable with diameter-optimised collar (Order no. 1333100000, pack of 500).			

Type	Qty.	Order No.
WDK 2.5	100	1021500000
WDK 2.5 BL	100	1021580000

For colour versions, see section on W-series Accessories - specific functions.

Type	Qty.	Order No.
WQV 2.5/2	32 A 50	1053660000
WQV 2.5/10	32 A 20	1054460000
WAP WDK2.5		
	20	1059100000
WAP WDK2.5 BL		
	20	1059180000
WTW EN		
	20	1058800000
WEW 35/2		
	50	1061200000
WAD 4 GE BED		
	50	1072000000
WAD 4 WS		
	50	1072100000
DEK 5/5 MC NE WS		
	1000	1609801044
WS 8/5 MC NE WS		
	720	1640740000
DEK 5/5 MM WS		
	800	2007110000

Cross-connections, socket and test plug, see section "W series accessories". Ensure 2.5 mm² max. when using the WDB.

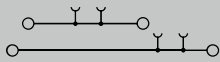
WDK 2.5 ZQV

2.5 mm²

Plug-in cross-connection



5.1 x 69 x 62.5
32 / 4
0.05...4



Ex eb II
C Gb II 2 G D

IEC 60947-7-1

IEC	UL	CSA	EN 60079-7
400	300	300	275
24	20	25	21
2.5	AWG 22...12	AWG 26...12	4 mm ²

6 kV / 3
A3 / V-0

DEMKO15ATEX1346U

Rated connection	Further connection
0.5...4 / 1.5...4	
0.5...4 / 0.5...2.5	
/(M 2.5)	
10 / 0.6 x 3.5 mm	

0.5...1.5
0.5...1.5 / 0.5...1.5

2.5 mm² wires with wire ferrules including the plastic collar only clampable with diameter-optimised collar (Order no. 1333100000, pack of 500).

Type	Qty.	Order No.
WDK 2.5 ZQV	100	1041100000
WDK 2.5 ZQV BL	100	1041180000

Rated voltage is 400 V when using the ZQV cross-connector.
For colour versions, see section on W-series Accessories

Type	Qty.	Order No.
ZQV 2.5N/2	24 A 60	1527540000
ZQV 2.5N/10	24 A 20	1527690000
WAP WDK2.5	20	1059100000
WAP WDK2.5 BL	20	1059180000
WTW EN	20	1058800000
WEW 35/2	50	1061200000
WAD 4 GE BED	50	1072000000
WAD 4 WS	50	1072100000
DEK 5/5 MC NE WS	1000	1609801044
WS 8/5 MC NE WS	720	1640740000
DEK 5/5 MM WS	800	2007110000

Cross-connections, socket and test plug, see section "W series accessories".
Ensure 2.5 mm² max. when using the WOB.

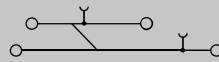
WDK 2.5 V

2.5 mm²

Both levels at one potential



5.1 x 69.5 x 62.5
32 / 4
0.05...4



Ex eb II
C Gb II 2 G D

IEC 60947-7-1

IEC	UL	CSA	EN 60079-7
400	600	300	275
24	20	10	24
2.5	AWG 30...12	AWG 26...12	4 mm ²

6 kV / 3
A3 / V-0

DEMKO15ATEX1346U

Rated connection	Further connection
0.5...4 / 1.5...4	
0.5...4 / 0.5...2.5	
/(M 2.5)	
10 / 0.6 x 3.5 mm	

0.5...1.5
0.5...1.5 / 0.5...1.5

2.5 mm² wires with wire ferrules including the plastic collar only clampable with diameter-optimised collar (Order no. 1333100000, pack of 500).

Type	Qty.	Order No.
WDK 2.5V	50	1022300000
WDK 2.5V BL	50	1022380000

For colour versions, see section on W-series Accessories - specific functions.

Type	Qty.	Order No.
WDV 2.5/2	32 A 50	1053660000
WDV 2.5/10	32 A 20	1054460000
WAP WDK2.5	20	1059100000
WAP WDK2.5 BL	20	1059180000
WTW EN	20	1058800000
WEW 35/2	50	1061200000
WAD 4 GE BED	50	1072000000
WAD 4 WS	50	1072100000
DEK 5/5 MC NE WS	1000	1609801044
WS 8/5 MC NE WS	720	1640740000
DEK 5/5 MM WS	800	2007110000

Cross-connections, socket and test plug, see section "W series accessories".
Ensure 2.5 mm² max. when using the WOB.

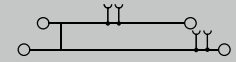
WDK 2.5 V ZQV

2.5 mm²

Both levels at one potential



5.1 x 69.5 x 62.5
32 / 4
0.05...4



Ex eb II
C Gb II 2 G D

IEC 60947-7-1

IEC	UL	CSA	EN 60079-7
400	600	600	275
24	20	25	21
2.5	AWG 30...12	AWG 30...12	4 mm ²

/ 3
A3 / V-0

DEMKO15ATEX1346U

Rated connection	Further connection
0.5...4 / 0.5...4	
0.5...4 / 0.5...2.5	
/(M 2.5)	
10 / 0.6 x 3.5 mm	

0.5...1.5
0.5...1.5 / 0.5...1.5

2.5 mm² wires with wire ferrules including the plastic collar only clampable with diameter-optimised collar (Order no. 1333100000, pack of 500).

Type	Qty.	Order No.
WDK 2.5V ZQV	50	2739600000
WDK 2.5V ZQV BL	50	2739610000
WDK 2.5V ZQV OR	50	2732600000

Type	Qty.	Order No.
ZQV 2.5N/2	24 A 60	1527540000
ZQV 2.5N/10	24 A 20	1527690000
WAP WDK2.5	20	1059100000
WAP WDK2.5 BL	20	1059180000
WTW EN	20	1058800000
WEW 35/2	50	1061200000
WAD 4 GE BED	50	1072000000
WAD 4 WS	50	1072100000
DEK 5/5 MC NE WS	1000	1609801044
WS 8/5 MC NE WS	720	1640740000
DEK 5/5 MM WS	800	2007110000

Screw connection with clamping yoke technology (W-Series)
Feed-through terminal blocks

Universal range

A

WDK 2.5 DU-PE

2.5 mm²

Lower level earthed on terminal rail



WDK 2.5N

2.5 mm²

Plug-in cross-connection
 Compact design



Width/Height/Depth	mm
max. current / max. cond. cross-section	A/mm ²
Max. clamping range	mm ²

5.1 x 69.5 x 62.5	
32 / 4	
0.05...4	

5.1 x 61 x 62	
28 / 4	
0.05...4	

Technical data

Rated data	
Rated voltage	V
Rated current	A
for wire cross-section	mm ²
Rated impulse withstand voltage / Pollution severity	
Gauge to IEC 60947-1 / UL 94 flammability rating	
Approvals	
Clamped conductors (H05V/H07V)	
Solid / Stranded	mm ²
Flexible / Flexible with ferrule	mm ²
Tightening torque (clamping screw for copper conductors)	-
Stripping length / Blade size	mm/-
2 conductors with same cross-section (H05V/H07V)	
Solid / Stranded	mm ²
Flexible / Flexible with ferrule	mm ²
Note	

IEC 60947-7-1 (-7-2)	Ex eb II C Gb		II 2 G D
IEC	UL	CSA	EN 60079-7
400	300	300	275
24	20	20	23
2.5	AWG 22...12	AWG 22...12	4 mm ²
6 kV / 3			
A3 / V-0			
DEMKO15ATEX1346U			
Rated connection	Further connection		
0.5...4 / 1.5...4			
0.5...4 / 0.5...2.5			
/ (M 2.5)			
10 / 0.6 x 3.5 mm			
0.5...1.5			
0.5...1.5 / 0.5...1.5			
2.5 mm ² wires with wire ferrules including the plastic collar only clampable with diameter-optimised collar (Order no. 1333100000, pack of 500).			

IEC 60947-7-1	Ex eb II C Gb		II 2 G D
IEC	UL	CSA	EN 60079-7
800	300	300	550
24	20	20	21
2.5	AWG 26...12	AWG 26...12	4 mm ²
8 kV / 3			
A3 / V-0			
DEMKO15ATEX1346U			
Rated connection	Further connection		
0.5...4 / 1.5...4			
0.5...4 / 2.5...2.5			
/ (M 2.5)			
8 / 0.6 x 3.5 mm			
0.5...1.5			
0.5...1.5 / 0.5...1.5			
Rated voltage is reduced to 400 V when using the ZQV 2.5N cross-connector.			

Ordering data

Version	
	dark beige
	Blue
Note	

Type	Qty.	Order No.
WDK 2.5DU-PE	50	1036400000

Type	Qty.	Order No.
WDK 2.5N	50	1041600000
WDK 2.5N BL	50	1041680000

Accessories

Screwable cross-connection	
	2-pole
	10-pole
End plate / Partition plate	
	dark beige
	Blue
	dark beige
End bracket	
	dark beige
Cover	
	With lightning flash symbol
	Blank, white
Marking tags	
Plug-in cross-connection	
	2-pole
	10-pole

Type	Qty.	Order No.
WQV 2.5/2	32 A	50
WQV 2.5/10	32 A	20
WAP WDK2.5	20	1059100000
WAP WDK2.5 BL	20	1059180000
WTW EN	20	1058800000
WEW 35/2	50	1061200000
WAD 4 GE BED	50	1072000000
WAD 4 WS	50	1072100000
DEK 5/5 MC NE WS	1000	1609801044
WS 8/5 MC NE WS	720	1640740000
DEK 5/5 MM WS	800	2007110000

Type	Qty.	Order No.
WAP WDK2.5/4 N	20	1084000000
WAP WDK2.5/4 N BL	20	1084080000
WTW EN	20	1058800000
WEW 35/2	50	1061200000
DEK 5/5 MC NE WS	1000	1609801044
WS 8/5 MC NE WS	720	1640740000
DEK 5/5 MM WS	800	2007110000
ZQV 2.5N/2	24 A	60
ZQV 2.5N/10	24 A	20

For detailed information on other accessories and application in the online catalogue

Cross-connections, socket and test plug, see section "W series accessories". Ensure 2.5 mm² max. when using the WDB.

Cross-connections, see section "W series accessories".

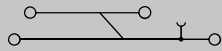
WDK 2.5N V

2.5 mm²

Both levels at one potential
Compact design



5.1 x 61 x 62
28 / 4
0.05...4



IEC 60947-7-1 Ex eb II C Gb II 2 G D

IEC	UL	CSA	EN 60079-7
800	300	550	
24		20	24
2.5		AWG 26...12	4 mm ²
8 kV / 3			
A3 / V-0			

DEMKO15ATEX1346U

Rated connection	Further connection
0.5...4 / 1.5...4	
0.5...4 / 0.5...2.5	
/(M 2.5)	
8 / 0.6 x 3.5 mm	
0.5...1.5	
0.5...1.5 / 0.5...1.5	
Rated voltage is reduced to 400 V when using the ZQV cross-connector.	

Type	Qty.	Order No.
WDK 2.5N V	50	1041610000

Type	Qty.	Order No.
WAP WDK2.5/4 N	20	1084000000
WAP WDK2.5/4 N BL	20	1084080000
WTW EN	20	1058800000
WEW 35/2	50	1061200000
DEK 5/5 MC NE WS	1000	1609801044
WS 8/5 MC NE WS	720	1640740000
DEK 5/5 MM WS	800	2007110000
ZQV 2.5N/2	24 A 60	1527540000
ZQV 2.5N/10	24 A 20	1527690000

Cross-connections, see section "W series accessories".


WDK 2.5 / 800 V

2.5 mm²

Rated voltage 800 V



6.1 x 69 x 62.5
32 / 4
0.05...4



IEC 60947-7-1 Ex eb II C Gb II 2 G D

IEC	UL	CSA	EN 60079-7
800		550	
24			22
2.5		AWG 26...12	4 mm ²
8 kV / 3			
A3 / V-0			

DEMKO15ATEX1346U

Rated connection	Further connection
0.5...4 / 1.5...4	
0.5...4 / 0.5...2.5	
/(M 2.5)	
10 / 0.6 x 3.5 mm	
0.5...1.5	
0.5...1.5 / 0.5...1.5	

Type	Qty.	Order No.
WDK 2.5/EX	100	1029100000

Type	Qty.	Order No.
Q 2 AKZ4SS	32 A 50	0369000000
Q 10 AKZ4SS	32 A 20	0369300000
WAP WDK2.5	20	1059100000
WAP WDK2.5 BL	20	1059180000
WAP 16*35 WTW 2.5-10	20	1050100000
WEW 35/2	50	1061200000
WAD 4 GE BED	50	1072000000
WAD 4 WS	50	1072100000
DEK 5/6 MC NE WS	1000	1609820000
WS 8/5 MC NE WS	720	1640740000
DEK 5/5 MM WS	800	2007110000

Cross-connections, test and socket plug, see section "W series accessories". Ensure 2.5 mm² max. when using the WDB.

WDK 2.5N DU-PE

2.5 mm²

Lower level earthed on terminal rail
Compact design



5.1 x 61 x 62
28 / 4
0.05...4



IEC 60947-7-1 (-7-2) Ex eb II C Gb II 2 G D

IEC	UL	CSA	EN 60079-7
800	300	550	
24		20	24
2.5		AWG 26...12	4 mm ²
8 kV / 3			
A3 / V-0			

DEMKO15ATEX1346U

Rated connection	Further connection
0.5...4 / 1.5...4	
0.5...4 / 0.5...2.5	
/(M 2.5)	
8 / 0.6 x 3.5 mm	
0.5...1.5	
0.5...1.5 / 0.5...1.5	
Rated voltage is reduced to 400 V when using the ZQV cross-connector. 2 conductors via the PE connection are not permissible!	

Type	Qty.	Order No.
WDK 2.5N DU-PE	50	1041650000

Type	Qty.	Order No.
WAP WDK2.5/4 N	20	1084000000
WAP WDK2.5/4 N BL	20	1084080000
WTW EN	20	1058800000
WEW 35/2	50	1061200000
DEK 5/5 MC NE WS	1000	1609801044
WS 8/5 MC NE WS	720	1640740000
DEK 5/5 MM WS	800	2007110000
ZQV 2.5N/2	24 A 60	1527540000
ZQV 2.5N/10	24 A 20	1527690000

Cross-connections, see section "W series accessories".



Screw connection with clamping yoke technology (W-Series)
Feed-through terminal blocks

Universal range

A

WDK 4N

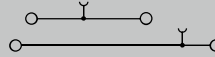
4 mm²

Solid/stranded
Flexible / flexible with wire-end ferrule



Width/Height/Depth	mm
max. current / max. cond. cross-section	A/mm ²
Max. clamping range	mm ²

6.1 x 60 x 63.25
35 / 6
0.13...6



Technical data

Rated data	
Rated voltage	V
Rated current	A
for wire cross-section	mm ²
Rated impulse withstand voltage / Pollution severity	
Gauge to IEC 60947-1 / UL 94 flammability rating	
Approvals	
Clamped conductors (H05V/H07V)	
Solid / Stranded	mm ²
Flexible / Flexible with ferrule	mm ²
Tightening torque (clamping screw for copper conductors)	-
Stripping length / Blade size	mm/-
2 conductors with same cross-section (H05V/H07V)	
Solid / Stranded	mm ²
Flexible / Flexible with ferrule	mm ²
Note	

IEC 60947-7-1

Ex eb II
C Gb II 2 G D

IEC	UL	CSA	EN 60079-7
800	600	300	550
32	35	30	30
4	AWG 26...10	AWG 26...10	6 mm ²
8 kV / 3			
A4 / V-0			

DEMKO15ATEX1346U

Rated connection	Further connection
0.5...6 / 1.5...6	
0.5...4 / 0.5...4	
/ (M 3)	
8 / 0.6 x 3.5 mm	
0.5...1.5	
0.5...1.5 / 0.5...1.5	

Rated voltage: 400 V when using ZDV cross-connection
2 wire H07V-U1.5, tighten with 0.6 Nm.

Ordering data

Version	
	dark beige
	Blue
Note	

Type	Qty.	Order No.
WDK 4N	50	1041900000
WDK 4N BL	50	1041980000

Accessories

Plug-in cross-connection	
	2-pole
	10-pole
End plate / Partition plate	
	dark beige
	Blue
	dark beige
End bracket	
	dark beige
Marking tags	

Type	Qty.	Order No.
ZDV 4N/2	32 A 60	1527930000
ZDV 4N/10	32 A 20	1528090000
WAP WDK2.5/4 N	20	1084000000
WAP WDK2.5/4 N BL	20	1084080000
WTW EN	20	1058800000
WEW 35/2	50	1061200000
DEK 5/6 MC NE WS	1000	1609820000
WS 8/6 PLUS MC NE WS	600	1951880000
DEK 5/6 MM WS	600	2007120000

For detailed information on other accessories and application in the online catalogue

Cross-connections, see section "W series accessories".

WDK 4N V

4 mm²

Both levels at one potential
Compact design



Width/Height/Depth	mm
max. current / max. cond. cross-section	A/mm ²
Max. clamping range	mm ²

6.1 x 60.7 x 63.25	
35 / 6	
0.13...6	

Technical data

Rated data	
Rated voltage	V
Rated current	A
for wire cross-section	mm ²
Rated impulse withstand voltage / Pollution severity	
Gauge to IEC 60947-1 / UL 94 flammability rating	
Approvals	
Clamped conductors (H05V/H07V)	
Solid / Stranded	mm ²
Flexible / Flexible with ferrule	mm ²
Tightening torque (clamping screw for copper conductors)	-
Stripping length / Blade size	mm/-
2 conductors with same cross-section (H05V/H07V)	
Solid / Stranded	mm ²
Flexible / Flexible with ferrule	mm ²
Note	

IEC 60947-7-1

Ex eb II C Gb II 2 G D

IEC	UL	CSA	EN 60079-7
800	600	300	550
32	35	30	30
4	AWG 26...10	AWG 26...10	6 mm ²
8 kV / 3			
A4 / V-0			

CE DEMKO15ATEX1346U

Rated connection	Further connection
0.5...6 / 1.5...6	
0.5...4 / 0.5...4	
/ (M 3)	
8 / 0.6 x 3.5 mm	
Rated connection	
Further connection	
0.5...1.5	
0.5...1.5 / 0.5...1.5	

Rated voltage: 400 V when using ZDV cross-connection
2 wire H07V-U1.5, tighten with 0.6 Nm.

Ordering data

Version	
	dark beige
	Blue
	dark beige / blue
Note	

Type	Qty.	Order No.
WDK 4N V	50	1041910000

Accessories


Plug-in cross-connection	
	2-pole
	10-pole
End plate / Partition plate	
	dark beige
	Blue
	dark beige
End bracket	
	dark beige
Marking tags	
Screwable cross-connection	
	2-pole
	10-pole
Cover	
	Blank, white
	Blank, yellow
Screwdriver	
	Standard

Type	Qty.	Order No.
ZDV 4N/2	32 A 60	1527930000
ZDV 4N/10	32 A 20	1528090000
End plate / Partition plate		
WAP WDK2.5/4 N	20	1084000000
WAP WDK2.5/4 N BL	20	1084080000
WTW EN	20	1058800000
End bracket		
WEW 35/2	50	1061200000
Marking tags		
DEK 5/6 MC NE WS	1000	1609820000
WS 8/6 PLUS MC NE WS	600	1951880000
DEK 5/5 MM WS	800	2007110000
Screwable cross-connection		
Cover		
Screwdriver		

WDK 10

10 mm²

Both levels at one potential
Compact design



9.9 x 85 x 69	
70 / 16	
1.5...16	

IEC 60947-7-1

IEC	UL	CSA	EN 60079-7
800	600	600	
57	64	64	
10	AWG 18...6	AWG 18...6	
8 kV / 3			
B6 / V-0			

CE

Rated connection	Further connection
1.5...16 / 1.5...16	
1.5...16 / 1.5...16	
/ (M 4)	
12 / 1.0 x 5.5 mm	
Rated connection	
Further connection	

Type	Qty.	Order No.
WDK 10	50	1186740000
WDK 10 BL	50	1186750000

Type	Qty.	Order No.
Plug-in cross-connection		
End plate / Partition plate		
WAP WDK10	20	1186720000
WAP WDK10 BL	20	1186730000
End bracket		
WEW 35/2	50	1061200000
Marking tags		
DEK 5/5 MC NE WS	1000	1609801044
Screwable cross-connection		
WQV 10/2	76 A 50	1052560000
WQV 10/10	63 A 20	1052460000
Cover		
WAD 8 MC NE WS	48	1112940000
WAD 8 MC NE GE	48	1112950000
Screwdriver		
SDS 1.0X5.5X150	1	2749380000

For detailed information on other accessories and application in the online catalogue

Cross-connections, see section "W series accessories".

Cross-connections, see section "W series accessories".

Screw connection with clamping yoke technology (W-Series)


Feed-through terminal blocks

Universal range

A


WDK 10 V

10 mm²



WDK 10 L

10 mm²



Width/Height/Depth	mm
max. current / max. cond. cross-section	A/mm ²
Max. clamping range	mm ²

9.9 x 85 x 69	
73 / 16	
1.5...16	

9.9 x 85 x 69	
70 / 16	
1.5...16	

Technical data

Rated data	
Rated voltage	V
Rated current	A
for wire cross-section	mm ²
Rated impulse withstand voltage / Pollution severity	
Gauge to IEC 60947-1 / UL 94 flammability rating	
Approvals	
Clamped conductors (H05V/H07V)	
Solid / Stranded	mm ²
Flexible / Flexible with ferrule	mm ²
Tightening torque (clamping screw for copper conductors)	-
Stripping length / Blade size	mm/-
2 conductors with same cross-section (H05V/H07V)	
Solid / Stranded	-
Flexible / Flexible with ferrule	-
Note	

IEC 60947-7-1			
IEC	UL	CSA	EN 60079-7
800	600	600	
57	49	49	
10	AWG 18...6	AWG 18...6	
8 kV / 3			
B6 / V-0			
CE			
Rated connection		Further connection	
1.5...16 / 1.5...16			
1.5...16 / 1.5...16			
/ (M 4)			
12 / 1.0 x 5.5 mm			
Note			

IEC 60947-7-1			
IEC	UL	CSA	EN 60079-7
800		1000	
57		70	
10	AWG 18...6	AWG 18...6	
8 kV / 3			
B6 / V-0			
CE			
Rated connection		Further connection	
1.5...16 / 1.5...16			
1.5...16 / 1.5...16			
/ (M 4)			
12 / 1.0 x 5.5 mm			
Note			

Ordering data

Version	
	dark beige
	Blue
	dark beige / blue
Note	

Type	Qty.	Order No.
WDK 10 V	50	1186770000
WDK 10 V BL	50	1186780000
Note		

Type	Qty.	Order No.
WDK 10 L	50	1415510000
Note		

Accessories

Plug-in cross-connection	
	2-pole
	10-pole
End plate / Partition plate	
	dark beige
	Blue
	dark beige
End bracket	
	dark beige
Marking tags	
	dark beige
Screwable cross-connection	
	2-pole
	10-pole
Cover	
	Blank, white
	Blank, yellow
Screwdriver	
	Standard

Type	Qty.	Order No.
WAP WDK10	20	1186720000
WAP WDK10 BL	20	1186730000
WEW 35/2	50	1061200000
DEK 5/5 MC NE WS	1000	1609801044
WQV 10/2	76 A 50	1052560000
WQV 10/10	63 A 20	1052460000
WAD 8 MC NE WS	48	1112940000
WAD 8 MC NE GE	48	1112950000
SDS 1.0X5.5X150	1	2749380000
Note		

Type	Qty.	Order No.
WAP WDK10	20	1186720000
WAP WDK10 BL	20	1186730000
WEW 35/2	50	1061200000
DEK 5/5 MC NE WS	1000	1609801044
WQV 10/2	76 A 50	1052560000
WQV 10/10	63 A 20	1052460000
WAD 8 MC NE WS	48	1112940000
WAD 8 MC NE GE	48	1112950000
SDS 1.0X5.5X150	1	2749380000
Note		


For detailed information on other accessories and application in the online catalogue

Cross-connections, see section "W series accessories".

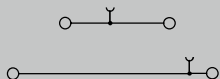
Cross-connections, see section "W series accessories".

WDK 10 DU-N

10 mm²



9.9 x 85 x 69
70 / 16
1.5...16



IEC 60947-7-1

IEC	UL	CSA	EN 60079-7
800	600	600	
57	64	64	
10	AWG 18...6	AWG 18...6	
8 kV / 3			
B6 / V-0			



Rated connection	Further connection
1.5...16 / 1.5...16	
1.5...16 / 1.5...16	
/ (M 4)	
12 / 1.0 x 5.5 mm	

Type	Qty.	Order No.
WDK 10 DU-N	50	1415520000

Type	Qty.	Order No.
WAP WDK10	20	1186720000
WAP WDK10 BL	20	1186730000
WEW 35/2	50	1061200000
DEK 5/5 MC NE WS	1000	1609801044
WQV 10/2	76 A 50	1052560000
WQV 10/10	63 A 20	1052460000
WAD 8 MC NE WS	48	1112940000
WAD 8 MC NE GE	48	1112950000
SDS 1.0X5.5X150	1	2749380000

Cross-connections, see section "W series accessories".




Screw connection with clamping yoke technology (W-Series)
Feed-through terminal blocks

Universal range

A

WDK 10 DU-PE

10 mm²



WDK 10 SET BCD

10 mm²



Width/Height/Depth	mm
max. current / max. cond. cross-section	A/mm ²
Max. clamping range	mm ²

9.9 x 85 x 69	
70 / 16	
1.5...16	

29.7 x 85 x 69	
70 / 16	
1.5...16	

Technical data

Rated data	
Rated voltage	V
Rated current	A
for wire cross-section	mm ²
Rated impulse withstand voltage / Pollution severity	
Gauge to IEC 60947-1 / UL 94 flammability rating	
Approvals	
Clamped conductors (H05V/H07V)	
Solid / Stranded	mm ²
Flexible / Flexible with ferrule	mm ²
Tightening torque (clamping screw for copper conductors)	-
Stripping length / Blade size	mm/-
2 conductors with same cross-section (H05V/H07V)	
Solid / Stranded	-
Flexible / Flexible with ferrule	-
Note	

IEC 60947-7-1 (-7-2)			
IEC	UL	CSA	EN 60079-7
800	600	600	
57	40	40	
10	AWG 18...6	AWG 18...6	
8 kV / 3			
B6 / V-0			
Rated connection		Further connection	
1.5...16 / 1.5...16			
1.5...16 / 1.5...16			
/ (M 4)			
12 / 1.0 x 5.5 mm			
Note			

IEC 60947-7-1 (-7-2)			
IEC	UL	CSA	EN 60079-7
800	600	600	
57	64	64	
10	AWG 18...6	AWG 18...6	
8 kV / 3			
B6 / V-0			
Rated connection		Further connection	
1.5...16 / 1.5...16			
1.5...16 / 1.5...16			
/ (M 4)			
12 / 1.0 x 5.5 mm			
Note			

Ordering data

Version	
	dark beige
	with PE foot
	dark beige / green / yellow
Note	

Type	Qty.	Order No.
WDK 10 DU-PE	50	1415480000
Note		

Type	Qty.	Order No.
WDK 10 SET BCD	1	1415540000
Note		

Accessories

Screwable cross-connection	
	2-pole
	10-pole
End plate / Partition plate	
	dark beige
	Blue
End bracket	
	dark beige
Screwdriver	
	Standard
Cover	
	Blank, white
	Blank, yellow
Marking tags	
Cross-connector	
	black
	blue
	red

Type	Qty.	Order No.
WQV 10/2	76 A 50	1052560000
WQV 10/10	63 A 20	1052460000
WAP WDK10	20	1186720000
WAP WDK10 BL	20	1186730000
WEW 35/2	50	1061200000
SDS 1.0X5.5X150	1	2749380000
WAD 8 MC NE WS	48	1112940000
WAD 8 MC NE GE	48	1112950000
DEK 5/5 MC NE WS	1000	1609801044
Note		

Type	Qty.	Order No.
WQV 10/2	76 A 50	1052560000
WQV 10/10	63 A 20	1052460000
WAP WDK10	20	1186720000
WAP WDK10 BL	20	1186730000
WEW 35/2	50	1061200000
SDS 1.0X5.5X150	1	2749380000
WAD 8 MC NE WS	48	1112940000
WAD 8 MC NE GE	48	1112950000
DEK 5/5 MC NE WS	1000	1609801044
Note		

For detailed information on other accessories and application in the online catalogue

Cross-connections, see section "W series accessories".

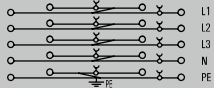
Cross-connections, see section "W series accessories".

WDK 10 SET LS

10 mm²



49.5 x 85 x 69
70 / 16
1.5...16



IEC 60947-7-1 (-7-2)

IEC	UL	CSA	EN 60079-7
800	600	600	
57	64	64	
10	AWG 18...6	AWG 18...6	
8 kV / 3			
B6 / V-0			




Rated connection	Further connection
1.5...16 / 1.5...16	
1.5...16 / 1.5...16	
/(M 4)	
12 / 1.0 x 5.5 mm	

Type	Qty.	Order No.
WDK 10 SET LS	1	1415530000

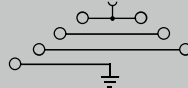
Type	Qty.	Order No.	
WQV 10/2	76 A	50	1052560000
WQV 10/10	63 A	20	1052460000
WAP WDK10	20	1186720000	
WAP WDK10 BL	20	1186730000	
WEW 35/2	50	1061200000	
SDS 1.0x5.5x150	1	2749380000	
WAD 8 MC NE WS	48	1112940000	
WAD 8 MC NE GE	48	1112950000	
DEK 5/5 MC NE WS	1000	1609801044	

MAK 2.5

2.5 mm²



6.2 x 88 x 63
31 / 4
0.13...4



IEC 60947-7-1 (-7-2)

IEC	UL	CSA	EN 60079-7
500	300	300	
24	10	10	
2.5	AWG 26...12	AWG 26...12	
6 kV / 3			
A3 / V-0			



Rated connection	Further connection
0.5...4 / 0.5...4	
0.5...4 / 0.5...2.5	
/(M 2.5)	
8 / 0.6 x 3.5 mm	


0.5...1 / 0.5...1
0.5...1 / 0.5...0.75

Type	Qty.	Order No.
MAK 2.5 DB	50	7917030000

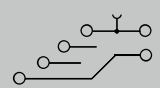
Type	Qty.	Order No.
AP MAK2.5 DB	20	7917000000
WEW 35/1	50	1059000000
SDIS 0.6x3.5x100	1	2749810000
DEK 5/5 MC NE WS	1000	1609801044
VQB 1.5/50 SW	5	1635120000
VQB 1.5/50 BL	5	1633280000
VQB 1.5/50 RT	5	1633290000

VLI 1.5

1.5 mm²



6.15 x 79.5 x 63
24 / 4
0.13...4



IEC 60947-7-1

IEC	UL	CSA	EN 60079-7
250	300		
17.5	10		
1.5	AWG 26...12		
4 kV / 3			
A3 / V-0			



Rated connection	Further connection
0.5...4 / 0.5...2.5	
0.5...4 / 0.5...2.5	
/(M 2.5)	
8 / 0.6 x 3.5 mm	

Type	Qty.	Order No.
VLI 1.5 DB	50	1784120000
VLI 1.5/PE DB	50	1784130000

Type	Qty.	Order No.
AP VLI1.5 DB	20	1784150000
WEW 35/1	50	1059000000
SDIS 0.6x3.5x100	1	2749810000
DEK 5/5 MC NE WS	1000	1609801044
VQB 1.5/50 SW	5	1635120000
VQB 1.5/50 BL	5	1633280000
VQB 1.5/50 RT	5	1633290000

Cross-connections, see section "W series accessories".

